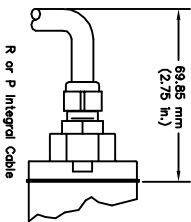
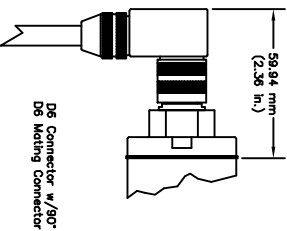
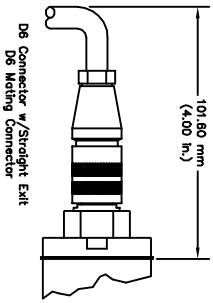
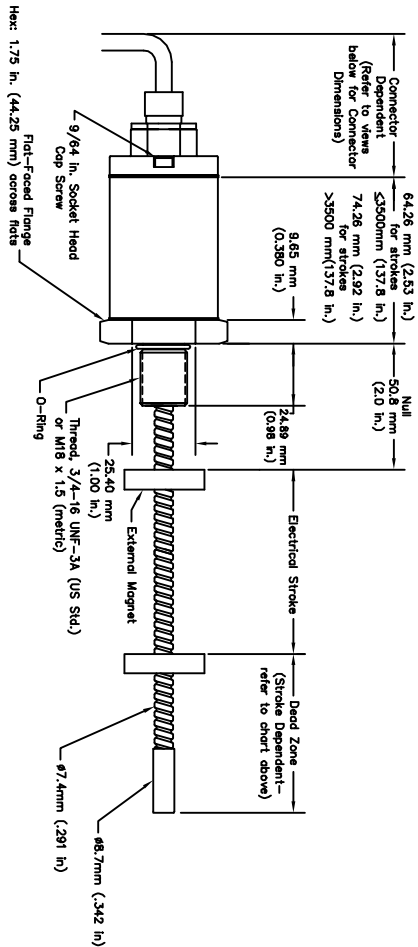


Stroke-Dependent Dead Zones (Rif Model)  
 Stroke Length: 294-914 mm (10-360 in.)  
 Dead Zone: 94 mm (3.7 in.)



C	3/2/01	KLP	4246	DELETED SECTION OF RIGID PIPE	REVISED
B	01/15/90	LH	3972	ADDED SECTION OF RIGID PIPE	REVISED
A	10/29/89	KLP	3923	RELEASE TO DOCUMENTATION	REVISED
REV.	DATE	BY	ECO #	DESCRIPTION	
UNLESS OTHERWISE SPECIFIED:					
MATERIAL: NA					
FINISH: NONE					
DIMENSIONS: UNLESS OTHERWISE SPECIFIED, DIMENSIONS ARE TO CENTER UNLESS INDICATED OTHERWISE					
TOLERANCES: UNLESS OTHERWISE SPECIFIED, DIMENSIONS ARE TO CENTER UNLESS INDICATED OTHERWISE					
DRAWING: 1 OF 1					
SHEET 1 OF 1					
DATE: 9/10/98					
DRAWN BY: JMM					
CHECKED BY: JMM					
APPROVED BY: JMM					
TITLE: TEMPO 3 FLEX STYLE					
MODEL TYPE: RF					
ANALOG & SSI					
DATE: 9/10/98					
DRAWING NO.: 901028					
REV: C					